



Podcasting and GarageBand '09 Workshop

Creating a Basic Audio Podcast

1. Open

GarageBand

*Click the GarageBand icon or use Spotlight



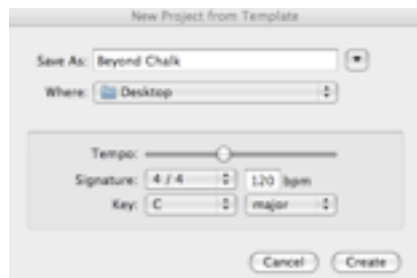
2. Select 'New Project' on left and then select Podcast.

Click
'Choose.'



3. Save on desktop

*Alternatively, you can save podcasts on the schools network or on a USB



4. Select Male/
Female Voice

*To turn of the metronome, go to Control > Metronome or use the shortcut: 'Command U'



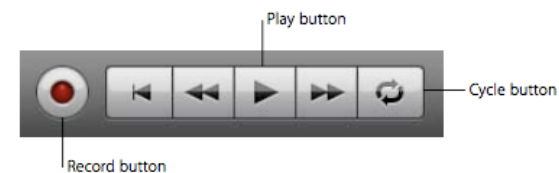
5. Record Chosen Text

Keyboard shortcuts:

R = Start Recording

Spacebar = Start, Stop, Playback

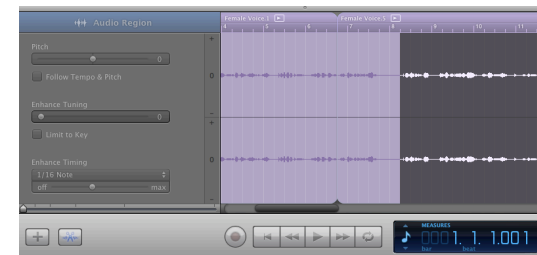
Z = Go back to the beginning




6. Select, Split and Delete bad recording using the Track Editor

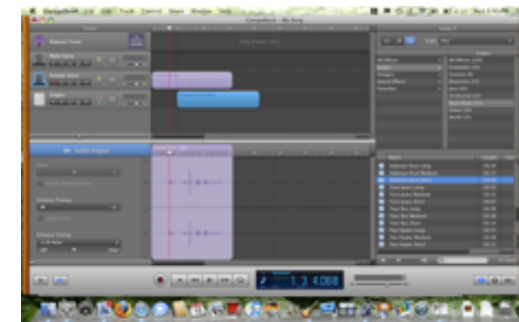


*Click the scissors icon to open the Track Editor window

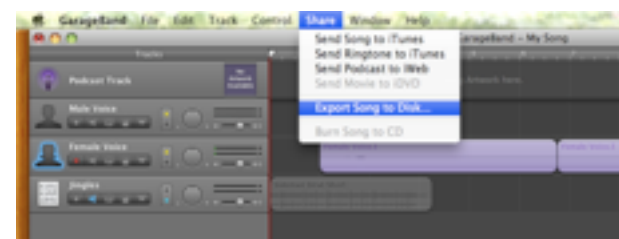


7.  Open the Loop Browser to preview music. Click to preview, then Click and Drag music into the Jingles Track.

*All sounds are copyright free.



8. Share > Export to Disk





Podcasting and GarageBand '09 Workshop

Creating Enhanced Podcast Episodes and Video Podcasts

Add pictures, movies or audio using the Media Browser

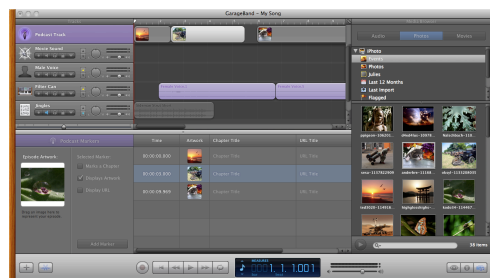


*Click this icon to open the Media Browser. Locate the media you would like to add by using the search function or searching through folders.

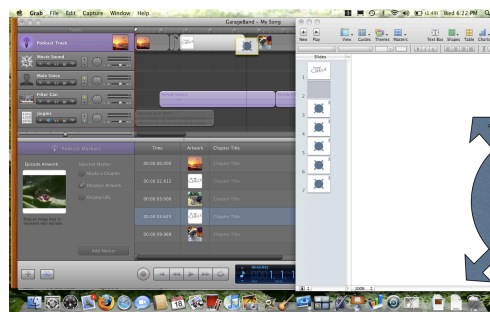


Drag and drop your pictures straight into the Podcast Track

*To create a video podcast, you can add a movie, and the Podcast Track is replaced with a Movie Track.



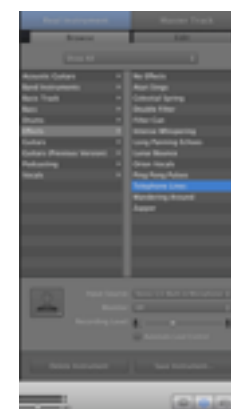
Drag and drop slides from Keynote into the Podcast Track



Add voice effects and minimize background noise



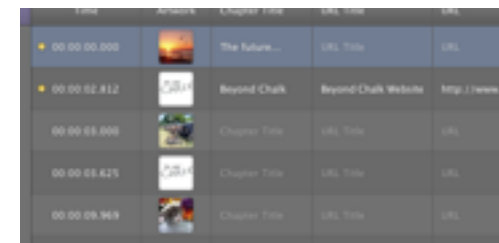
*Select the 'Voice Track' and click the Info button to open the Track Info window in the bottom left hand corner. Select desired effect and play podcast to preview effect.



Enter titles for chapters and add URL Links



*Select the 'Podcast Track' and click on the scissors icon to open the Podcast Editor window. Use images to distinguish chapters and add chapter titles, URL Titles and URL Links here.



Preview your podcast



*Select the image next to the 'Podcast Track' heading to open the Podcast Preview window. Use the spacebar to play and pause your preview.

